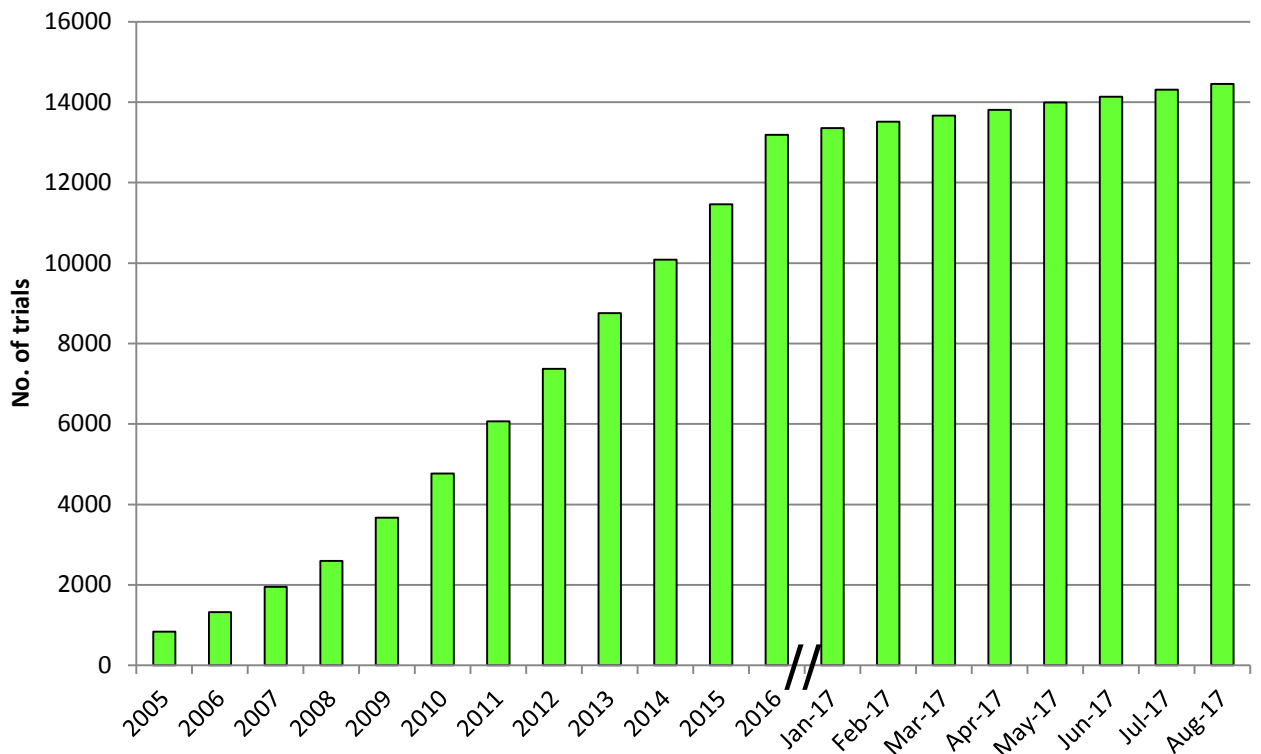


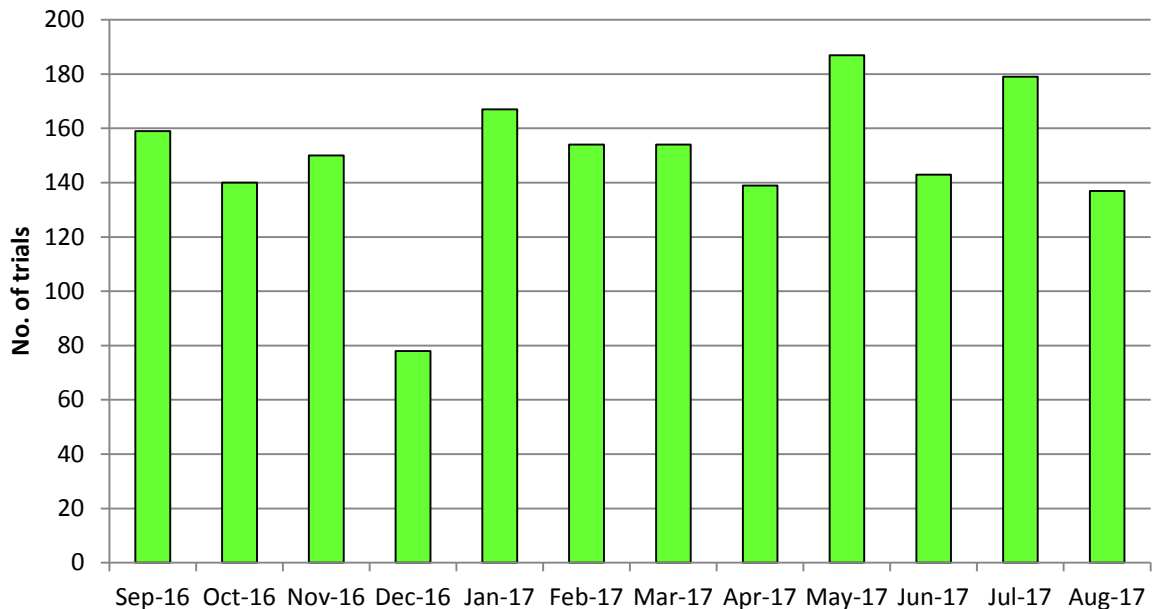


## **Statistics to the end of August 2017**

## Cumulative no. of ANZCTR registered trials



## No. of ANZCTR Registered Trials in past 12 Months



**Table 1.** Monthly and accumulated numbers of registered trials

Month	No. of Registered Trials per Month	Cumulative No. of Registered Trials
Before Jul-05	63	63
Jul-05	56	119
Aug-05	179	298
Sep-05	317	615
Oct-05	119	734
Nov-05	74	808
Dec-05	29	837
Jan-06	47	884
Feb-06	32	916
Mar-06	34	950
Apr-06	30	980
May-06	70	1050
Jun-06	46	1096
Jul-06	47	1143
Aug-06	47	1190
Sep-06	38	1228
Oct-06	36	1264
Nov-06	33	1297
Dec-06	30	1327
Jan-07	83	1410
Feb-07	44	1454
Mar-07	39	1493
Apr-07	38	1531
May-07	61	1592
Jun-07	61	1653
Jul-07	41	1694
Aug-07	56	1750
Sep-07	51	1801
Oct-07	58	1859
Nov-07	60	1919
Dec-07	35	1954
Jan-08	61	2015
Feb-08	54	2069
Mar-08	37	2106
Apr-08	71	2177
May-08	55	2232
Jun-08	32	2264
Jul-08	64	2328
Aug-08	62	2390
Sep-08	71	2461
Oct-08	42	2503
Nov-08	42	2545
Dec-08	50	2595
Jan-09	77	2672
Feb-09	57	2729
Mar-09	27	2756
Apr-09	58	2814

Month	No. of Registered Trials per Month	Cumulative No. of Registered Trials
May-09	170	2984
Jun-09	132	3116
Jul-09	129	3245
Aug-09	103	3348
Sep-09	94	3442
Oct-09	82	3524
Nov-09	99	3623
Dec-09	53	3676
Jan-10	90	3766
Feb-10	84	3850
Mar-10	88	3938
Apr-10	82	4020
May-10	89	4109
Jun-10	93	4202
Jul-10	94	4296
Aug-10	100	4396
Sep-10	95	4491
Oct-10	103	4594
Nov-10	128	4722
Dec-10	53	4775
Jan-11	105	4880
Feb-11	116	4996
Mar-11	120	5116
Apr-11	102	5218
May-11	111	5329
Jun-11	111	5440
Jul-11	137	5577
Aug-11	136	5713
Sep-11	98	5811
Oct-11	101	5912
Nov-11	92	6004
Dec-11	61	6065
Jan-12	136	6201
Feb-12	119	6320
Mar-12	116	6436
Apr-12	101	6537
May-12	116	6653
Jun-12	112	6765
Jul-12	102	6867
Aug-12	129	6996
Sep-12	111	7107
Oct-12	115	7222
Nov-12	102	7324
Dec-12	53	7377
Jan-13	118	7495
Feb-13	124	7619
Mar-13	100	7719
Apr-13	138	7857
May-13	143	8000
Jun-13	87	8087

Month	No. of Registered Trials per Month	Cumulative No. of Registered Trials
Jul-13	129	8216
Aug-13	126	8342
Sep-13	125	8467
Oct-13	105	8572
Nov-13	122	8694
Dec-13	61	8755
Jan-14	122	8877
Feb-14	97	8974
Mar-14	125	9098
Apr-14	103	9201
May-14	137	9338
Jun-14	105	9443
Jul-14	129	9572
Aug-14	113	9685
Sep-14	116	9801
Oct-14	112	9913
Nov-14	90	10003
Dec-14	85	10088
Jan-15	81	10169
Feb-15	113	10282
Mar-15	102	10384
Apr-15	108	10492
May-15	149	10641
Jun-15	118	10759
Jul-15	122	10881
Aug-15	104	10985
Sep-15	116	11101
Oct-15	141	11242
Nov-15	148	11390
Dec-15	71	11460
Jan-16	97	11557
Feb-16	172	11729
Mar-16	147	11876
Apr-16	142	12018
May-16	161	12179
Jun-16	141	12320
Jul-16	146	12466
Aug-16	199	12665
Sep-16	159	12824
Oct-16	140	12964
Nov-16	150	13114
Dec-16	78	13192
Jan-17	167	13358
Feb-17	154	13512
Mar-17	154	13666
Apr-17	139	13805
May-17	187	13992
Jun-17	143	14135
Jul-17	178	14313
Aug-17	137	14451

\* Numbers may be retrospectively updated as trials transferred from our partner registries are backdated

**Table 2.** Average monthly numbers of registered trials per year

Year	No. Average Registered Trials per Month
2005	129
2006	41
2007	52
2008	54
2009	90
2010	92
2011	107
2012	109
2013	120
2014	111
2015	114
2016	144
2017	158

**Table 2.** Numbers of Registered Trials per Condition Category

Condition Category	No. of Registered Trials
Alternative and Complementary Medicine	428
Anaesthesiology	1010
Blood	270
Cancer	1596
Cardiovascular	1350
Diet and Nutrition	1202
Ear	80
Eye	325
Infection	728
Inflammatory and Immune System	485
Injuries and Accidents	485
Human Genetics and Inherited Disorders	176
Mental Health	1968
Metabolic and Endocrine	1122
Musculoskeletal	1359
Neurological	1025
Oral and Gastrointestinal	749
Physical Medicine / Rehabilitation	1126
Public Health	1371
Renal and Urogenital	500
Reproductive Health and Childbirth	916
Respiratory	1049
Skin	304
Surgery	786
Stroke	321
Other	415
<b>Total No. of Condition Categories across all Registered Trials</b>	<b>21146</b>
<b>Total No. of Registered Trials</b>	<b>14451</b>

**Note:** One registered trial can specify up to three different condition categories. Therefore, the total number of registered trials with a coded condition category is different from the total number of registered trials.

**Table 3.** Numbers of Registered Trials per Intervention Code

Intervention Code	No. of Registered Trials
Not applicable	1357
Diagnosis / Prognosis	512
Early detection / Screening	485
Prevention	2051
Treatment: Drugs	3650
Treatment: Surgery	544
Treatment: Devices	1598
Treatment: Other	3514
Rehabilitation	1195
Lifestyle	1313
Behaviour	1723
Other interventions	696
<b>Total No. of Intervention codes across all Registered Trials</b>	<b>18638</b>
<b>Total No. of Registered Trials</b>	<b>14451</b>

**Note:** One registered trial can specify up to three different intervention codes. Therefore, the total number of registered trials with an intervention code listed is different to the total number of registered trials.

**Table 4.** Numbers of Registered Trials per Type of Funding Source

Type of Funding Source	No. of Registered Trials
Government funding body e.g. Australian Research Council	3464
Hospital	2055
University	2916
Commercial sector/Industry	2668
Charities/Societies/Foundations	2477
Other Collaborative groups	444
Self funded/Unfunded	1807
Other	509
<b>Total No. of Registered Trials with coded Funding Source Type</b>	<b>16340</b>
<b>Total No. of Registered Trials</b>	<b>14451</b>

**Note:** One registered trial can specify up to 20 Funding Sources. Therefore, the total number of registered trials with a coded Funding Source Type is different to the total number of registered trials.

**Table 5.** Numbers of Registered Trials per Type of Primary Sponsor

Type of Primary Sponsor	No. of Registered Trials
Government funding body e.g. Department of Health	769
Hospital	2509
University	4357
Commercial sector/Industry	1546
Charities/Societies/Foundations	560
Other Collaborative groups	431
Individual	3789
Other	477
<b>Total No. of Registered Trials with Primary Sponsor Type</b>	<b>14438</b>
<b>Total No. of Registered Trials</b>	<b>14451</b>

**Note:** One registered trial can only list one Primary Sponsor. Therefore, the total number of registered trials with a Primary Sponsor listed should be the same as the total number of registered trials.

Please note that there are 13 registered trials that are yet to be coded for their primary sponsors.



**Table 6.** Numbers of Registered Trials per Country of Recruitment

Country of Recruitment	No. of Registered Trials
Australia	10211
New Zealand	2190
Brazil	308
United Kingdom	222
United States of America	209
Egypt	197
Turkey	192
Italy	179
Spain	172
China	171
Canada	156
Germany	127
Poland	120
Taiwan, Province Of China	110
France	107
Malaysia	107
Iran, Islamic Republic Of	97
Singapore	94
Hong Kong	93
India	84
Netherlands	79
Greece	75
Sweden	74
Belgium	72
Switzerland	60
Thailand	59
Korea, Republic Of	58
Czech Republic	53
Saudi Arabia	48
Pakistan	44
Israel	43
Finland	40
Mexico	38
Ireland	37
South Africa	35
Norway	34
Argentina	33
Portugal	32
Austria	31
Denmark	30
Romania	30
Russian Federation	29
Viet Nam	29
Indonesia	28
Hungary	26
Japan	25
Bangladesh	21
Slovenia	20
Croatia	19
Jordan	19

Myanmar	18
Chile	16
Colombia	15
Serbia and Montenegro	15
Tunisia	14
Ukraine	13
Cambodia	11
Papua New Guinea	11
Philippines	11
Kenya	10
Tanzania, United Republic Of	10
Lebanon	9
Lithuania	9
Nigeria	9
Bahrain	8
Bulgaria	8
Cuba	8
Estonia	8
Korea, Democratic People's Republic Of	8
Peru	8
Georgia	7
Slovakia	7
Sri Lanka	7
Uganda	7
Latvia	6
Nepal	6
Somalia	6
United Arab Emirates	6
Ethiopia	5
Fiji	5
Solomon Islands	5
Iraq	4
Sudan	4
Timor-Leste	4
Vanuatu	4
Bosnia and Herzegovina	3
Comoros	3
Congo	3
Congo, The Democratic Republic Of The	3
Costa Rica	3
El Salvador	3
Ghana	3
Iceland	3
Luxembourg	3
Mauritania	3
Moldova, Republic Of	3
Qatar	3
Uruguay	3
Yemen	3
Afghanistan	2
Brunei Darussalam	2
Burundi	2
Gabon	2
Lao People's Democratic Republic	2
Mozambique	2

Swaziland	2
Uzbekistan	2
Zambia	2
Angola	1
Azerbaijan	1
Belarus	1
Benin	1
Botswana	1
Cameroon	1
Central African Republic	1
Chad	1
Ecuador	1
Equatorial Guinea	1
Gambia	1
Guyana	1
Jamaica	1
Kuwait	1
Liberia	1
Malawi	1
Mali	1
Mauritius	1
Monaco	1
Mongolia	1
Panama	1
Paraguay	1
Puerto Rico	1
Rwanda	1
San Marino	1
Sao Tome and Principe	1
Senegal	1
Togo	1
Tonga	1
Venezuela	1
Zimbabwe	1
<b>Total No. of Recruitment Countries listed for all Registered Trials</b>	<b>16760</b>
<b>Total No. of Registered Trials</b>	<b>14451</b>

**Note:** One registered trial can list up to 50 Countries of Recruitment. Therefore, the total number of registered trials with a listed Country of Recruitment is different to the total number of registered trials.

# Countries of recruitment of trials registered on the ANZCTR (to the end of August 2017)

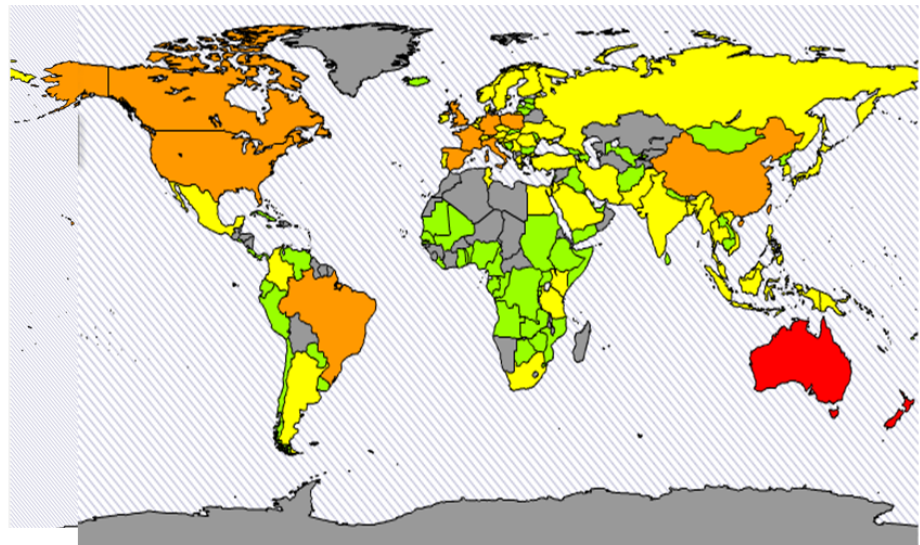
■ >1000 trials  
(Australia, NZ)

■ 100-999 trials (Brazil,  
UK, US, Egypt, Turkey,  
Italy, Spain, China,  
Canada, Germany,  
Poland, Province of  
China Taiwan, France,  
Malaysia)

■ 10-99 trials  
(45 countries\*)

■ <10 trials  
(76 countries #)

■ 0 trials



\* (in descending order): Islamic Republic of Iran, Singapore, Hong Kong, India, Netherlands, Greece, Sweden, Belgium, Switzerland, Thailand, Republic of Korea, Czech Republic, Saudi Arabia, Pakistan, Israel, Finland, Mexico, Ireland, South Africa, Norway, Argentina, Portugal, Austria, Denmark, Romania, Russian Federation, Viet Nam, Indonesia, Hungary, Japan, Bangladesh, Slovenia, Croatia, Jordan, Myanmar, Chile, Colombia, Serbia and Montenegro, Tunisia, Ukraine, Cambodia, Papua New Guinea, Philippines, Kenya, United Republic of Tanzania

# (in descending order): Lebanon, Lithuania, Nigeria, Bahrain, Bulgaria, Cuba, Estonia, Democratic People's Republic of Korea, Peru, Georgia, Slovakia, Sri Lanka, Uganda, Latvia, Nepal, Somalia, United Arab Emirates, Ethiopia, Fiji, Solomon Islands, Iraq, Sudan, Timor-Leste, Vanuatu, Bosnia and Herzegovina, Comoros, Congo, The Democratic Republic of The Congo, Costa Rica, El Salvador, Ghana, Iceland, Luxembourg, Mauritania, Republic of Moldova, Qatar, Uruguay, Yemen, Afghanistan, Brunei Darussalam, Burundi, Gabon, Lao People's Democratic Republic, Mozambique, Swaziland, Uzbekistan, Zambia, Angola, Azerbaijan, Belarus, Benin, Botswana, Cameroon, Central African Republic, Chad, Ecuador, Equatorial Guinea, Gambia, Guyana, Jamaica, Kuwait, Liberia, Malawi, Mali, Mauritius, Monaco, Mongolia, Panama, Paraguay, Puerto Rico, Rwanda, San Marino, Sao Tome and Principe, Senegal, Togo, Tonga, Venezuela, Zimbabwe