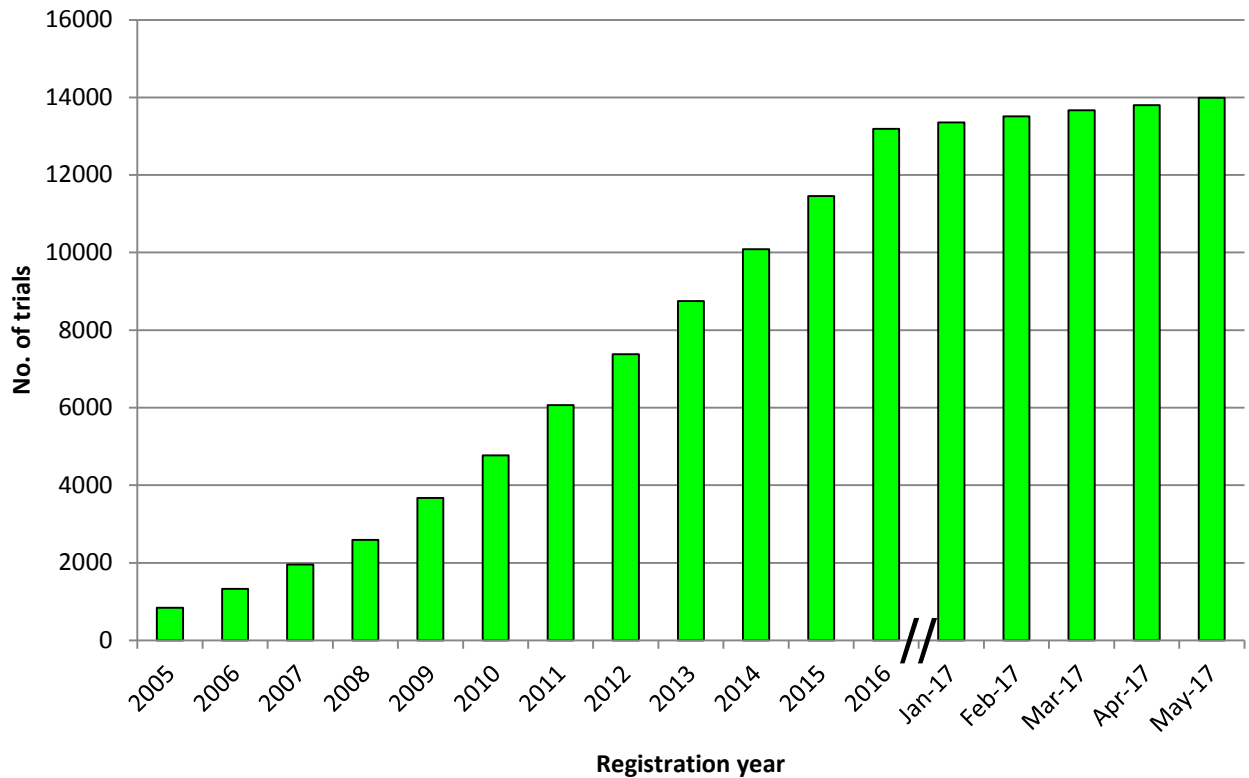




Statistics to the end of May 2017

Cumulative no. of ANZCTR registered trials



No. of ANZCTR Registered Trials in past 12 Months

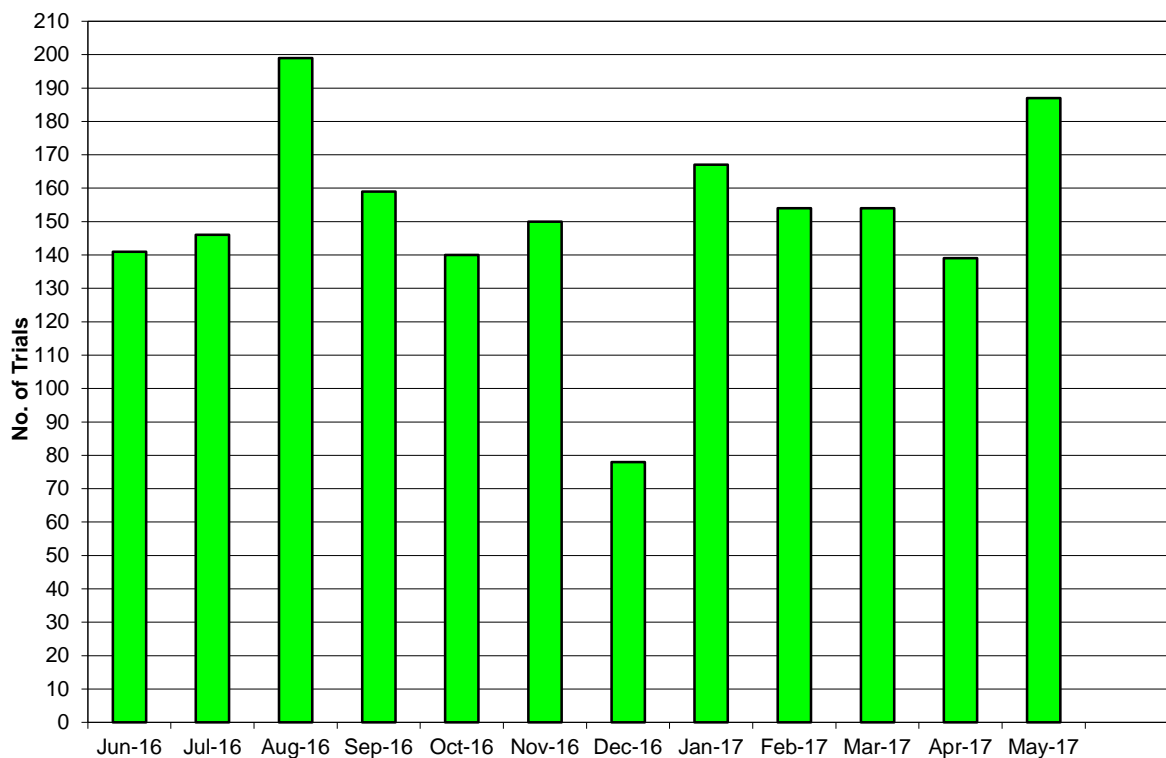


Table 1. Monthly and accumulated numbers of registered trials

| Month | No. of Registered Trials per Month | Cumulative No. of Registered Trials |
|---------------|------------------------------------|-------------------------------------|
| Before Jul-05 | 63 | 63 |
| Jul-05 | 56 | 119 |
| Aug-05 | 179 | 298 |
| Sep-05 | 317 | 615 |
| Oct-05 | 119 | 734 |
| Nov-05 | 74 | 808 |
| Dec-05 | 29 | 837 |
| Jan-06 | 47 | 884 |
| Feb-06 | 32 | 916 |
| Mar-06 | 34 | 950 |
| Apr-06 | 30 | 980 |
| May-06 | 70 | 1050 |
| Jun-06 | 46 | 1096 |
| Jul-06 | 47 | 1143 |
| Aug-06 | 47 | 1190 |
| Sep-06 | 38 | 1228 |
| Oct-06 | 36 | 1264 |
| Nov-06 | 33 | 1297 |
| Dec-06 | 30 | 1327 |
| Jan-07 | 83 | 1410 |
| Feb-07 | 44 | 1454 |
| Mar-07 | 39 | 1493 |
| Apr-07 | 38 | 1531 |
| May-07 | 61 | 1592 |
| Jun-07 | 61 | 1653 |
| Jul-07 | 41 | 1694 |
| Aug-07 | 56 | 1750 |
| Sep-07 | 51 | 1801 |
| Oct-07 | 58 | 1859 |
| Nov-07 | 60 | 1919 |
| Dec-07 | 35 | 1954 |
| Jan-08 | 61 | 2015 |
| Feb-08 | 54 | 2069 |
| Mar-08 | 37 | 2106 |
| Apr-08 | 71 | 2177 |
| May-08 | 55 | 2232 |
| Jun-08 | 32 | 2264 |
| Jul-08 | 64 | 2328 |
| Aug-08 | 62 | 2390 |
| Sep-08 | 71 | 2461 |
| Oct-08 | 42 | 2503 |
| Nov-08 | 42 | 2545 |
| Dec-08 | 50 | 2595 |
| Jan-09 | 77 | 2672 |
| Feb-09 | 57 | 2729 |
| Mar-09 | 27 | 2756 |
| Apr-09 | 58 | 2814 |

| Month | No. of Registered Trials per Month | Cumulative No. of Registered Trials |
|--------|------------------------------------|-------------------------------------|
| May-09 | 170 | 2984 |
| Jun-09 | 132 | 3116 |
| Jul-09 | 129 | 3245 |
| Aug-09 | 103 | 3348 |
| Sep-09 | 94 | 3442 |
| Oct-09 | 82 | 3524 |
| Nov-09 | 99 | 3623 |
| Dec-09 | 53 | 3676 |
| Jan-10 | 90 | 3766 |
| Feb-10 | 84 | 3850 |
| Mar-10 | 88 | 3938 |
| Apr-10 | 82 | 4020 |
| May-10 | 89 | 4109 |
| Jun-10 | 93 | 4202 |
| Jul-10 | 94 | 4296 |
| Aug-10 | 100 | 4396 |
| Sep-10 | 95 | 4491 |
| Oct-10 | 103 | 4594 |
| Nov-10 | 128 | 4722 |
| Dec-10 | 53 | 4775 |
| Jan-11 | 105 | 4880 |
| Feb-11 | 116 | 4996 |
| Mar-11 | 120 | 5116 |
| Apr-11 | 102 | 5218 |
| May-11 | 111 | 5329 |
| Jun-11 | 111 | 5440 |
| Jul-11 | 137 | 5577 |
| Aug-11 | 136 | 5713 |
| Sep-11 | 98 | 5811 |
| Oct-11 | 101 | 5912 |
| Nov-11 | 92 | 6004 |
| Dec-11 | 61 | 6065 |
| Jan-12 | 136 | 6201 |
| Feb-12 | 119 | 6320 |
| Mar-12 | 116 | 6436 |
| Apr-12 | 101 | 6537 |
| May-12 | 116 | 6653 |
| Jun-12 | 112 | 6765 |
| Jul-12 | 102 | 6867 |
| Aug-12 | 129 | 6996 |
| Sep-12 | 111 | 7107 |
| Oct-12 | 115 | 7222 |
| Nov-12 | 102 | 7324 |
| Dec-12 | 53 | 7377 |
| Jan-13 | 118 | 7495 |
| Feb-13 | 124 | 7619 |
| Mar-13 | 100 | 7719 |
| Apr-13 | 138 | 7857 |
| May-13 | 143 | 8000 |
| Jun-13 | 87 | 8087 |

| Month | No. of Registered Trials per Month | Cumulative No. of Registered Trials |
|--------|------------------------------------|-------------------------------------|
| Jul-13 | 129 | 8216 |
| Aug-13 | 126 | 8342 |
| Sep-13 | 125 | 8467 |
| Oct-13 | 105 | 8572 |
| Nov-13 | 122 | 8694 |
| Dec-13 | 61 | 8755 |
| Jan-14 | 122 | 8877 |
| Feb-14 | 97 | 8974 |
| Mar-14 | 125 | 9098 |
| Apr-14 | 103 | 9201 |
| May-14 | 137 | 9338 |
| Jun-14 | 105 | 9443 |
| Jul-14 | 129 | 9572 |
| Aug-14 | 113 | 9685 |
| Sep-14 | 116 | 9801 |
| Oct-14 | 112 | 9913 |
| Nov-14 | 90 | 10003 |
| Dec-14 | 85 | 10088 |
| Jan-15 | 81 | 10169 |
| Feb-15 | 113 | 10282 |
| Mar-15 | 102 | 10384 |
| Apr-15 | 108 | 10492 |
| May-15 | 149 | 10641 |
| Jun-15 | 118 | 10759 |
| Jul-15 | 122 | 10881 |
| Aug-15 | 104 | 10985 |
| Sep-15 | 116 | 11101 |
| Oct-15 | 141 | 11242 |
| Nov-15 | 148 | 11390 |
| Dec-15 | 71 | 11460 |
| Jan-16 | 97 | 11557 |
| Feb-16 | 172 | 11729 |
| Mar-16 | 147 | 11876 |
| Apr-16 | 142 | 12018 |
| May-16 | 161 | 12179 |
| Jun-16 | 141 | 12320 |
| Jul-16 | 146 | 12466 |
| Aug-16 | 199 | 12665 |
| Sep-16 | 159 | 12824 |
| Oct-16 | 140 | 12964 |
| Nov-16 | 150 | 13114 |
| Dec-16 | 78 | 13192 |
| Jan-17 | 167 | 13358 |
| Feb-17 | 154 | 13512 |
| Mar-17 | 154 | 13666 |
| Apr-17 | 139 | 13805 |
| May-17 | 187 | 13992 |

* Numbers may be retrospectively updated as trials transferred from our partner registries are backdated

Table 2. Average monthly numbers of registered trials per year

| Year | No. Average Registered Trials per Month |
|------|---|
| 2005 | 129 |
| 2006 | 41 |
| 2007 | 52 |
| 2008 | 54 |
| 2009 | 90 |
| 2010 | 92 |
| 2011 | 107 |
| 2012 | 109 |
| 2013 | 120 |
| 2014 | 111 |
| 2015 | 114 |
| 2016 | 144 |
| 2017 | 160 |

Table 2. Numbers of Registered Trials per Condition Category

| Condition Category | No. of Registered Trials |
|---|--------------------------|
| Alternative and Complementary Medicine | 414 |
| Anaesthesiology | 977 |
| Blood | 265 |
| Cancer | 1545 |
| Cardiovascular | 1317 |
| Diet and Nutrition | 1148 |
| Ear | 77 |
| Eye | 317 |
| Infection | 702 |
| Inflammatory and Immune System | 467 |
| Injuries and Accidents | 465 |
| Human Genetics and Inherited Disorders | 166 |
| Mental Health | 1898 |
| Metabolic and Endocrine | 1085 |
| Musculoskeletal | 1297 |
| Neurological | 990 |
| Oral and Gastrointestinal | 717 |
| Physical Medicine / Rehabilitation | 1093 |
| Public Health | 1309 |
| Renal and Urogenital | 483 |
| Reproductive Health and Childbirth | 883 |
| Respiratory | 1024 |
| Skin | 295 |
| Surgery | 754 |
| Stroke | 314 |
| Other | 412 |
| Total No. of Condition Categories across all Registered Trials | 20414 |
| Total No. of Registered Trials | 13992 |

Note: One registered trial can specify up to three different condition categories. Therefore, the total number of registered trials with a coded condition category is different from the total number of registered trials.

Table 3. Numbers of Registered Trials per Intervention Code

| Intervention Code | No. of Registered Trials |
|---|--------------------------|
| Not applicable | 1311 |
| Diagnosis / Prognosis | 476 |
| Early detection / Screening | 464 |
| Prevention | 1997 |
| Treatment: Drugs | 3549 |
| Treatment: Surgery | 534 |
| Treatment: Devices | 1532 |
| Treatment: Other | 3359 |
| Rehabilitation | 1156 |
| Lifestyle | 1264 |
| Behaviour | 1655 |
| Other interventions | 689 |
| Total No. of Intervention codes across all Registered Trials | 17986 |
| Total No. of Registered Trials | 13992 |

Note: One registered trial can specify up to three different intervention codes. Therefore, the total number of registered trials with an intervention code listed is different to the total number of registered trials.

Table 4. Numbers of Registered Trials per Type of Funding Source

| Type of Funding Source | No. of Registered Trials |
|--|--------------------------|
| Government funding body e.g. Australian Research Council | 3362 |
| Hospital | 1974 |
| University | 2774 |
| Commercial sector/Industry | 2589 |
| Charities/Societies/Foundations | 2397 |
| Other Collaborative groups | 430 |
| Self funded/Unfunded | 1790 |
| Other | 481 |
| Total No. of Registered Trials with coded Funding Source Type | 15797 |
| Total No. of Registered Trials | 13992 |

Note: One registered trial can specify up to 20 Funding Sources. Therefore, the total number of registered trials with a coded Funding Source Type is different to the total number of registered trials.

Table 5. Numbers of Registered Trials per Type of Primary Sponsor

| Type of Primary Sponsor | No. of Registered Trials |
|---|--------------------------|
| Government funding body e.g. Department of Health | 753 |
| Hospital | 2424 |
| University | 4197 |
| Commercial sector/Industry | 1506 |
| Charities/Societies/Foundations | 553 |
| Other Collaborative groups | 423 |
| Individual | 3669 |
| Other | 454 |
| Total No. of Registered Trials with Primary Sponsor Type | 13979 |
| Total No. of Registered Trials | 13992 |

Note: One registered trial can only list one Primary Sponsor. Therefore, the total number of registered trials with a Primary Sponsor listed should be the same as the total number of registered trials.

Please note that there are 13 registered trials that are yet to be coded for their primary sponsors.

Table 6. Numbers of Registered Trials per Country of Recruitment

| Country of Recruitment | No. of Registered Trials |
|---------------------------|--------------------------|
| Australia | 9891 |
| New Zealand | 2114 |
| Brazil | 308 |
| United Kingdom | 217 |
| United States of America | 205 |
| Egypt | 193 |
| Turkey | 184 |
| Italy | 178 |
| China | 171 |
| Spain | 165 |
| Canada | 147 |
| Germany | 125 |
| Poland | 116 |
| France | 106 |
| Taiwan, Province Of China | 104 |
| Iran, Islamic Republic Of | 97 |
| Malaysia | 97 |
| Hong Kong | 90 |
| Singapore | 89 |
| India | 82 |
| Netherlands | 77 |
| Greece | 75 |
| Sweden | 72 |
| Belgium | 69 |
| Switzerland | 59 |
| Thailand | 59 |
| Korea, Republic Of | 57 |
| Czech Republic | 53 |
| Saudi Arabia | 46 |
| Israel | 43 |
| Pakistan | 40 |
| Finland | 38 |
| Mexico | 38 |
| Ireland | 34 |
| South Africa | 34 |
| Argentina | 33 |
| Norway | 33 |
| Austria | 31 |
| Romania | 31 |
| Denmark | 29 |
| Portugal | 29 |
| Russian Federation | 29 |
| Indonesia | 28 |
| Viet Nam | 27 |
| Hungary | 25 |
| Japan | 24 |
| Slovenia | 20 |
| Croatia | 19 |
| Jordan | 19 |
| Bangladesh | 18 |
| Myanmar | 17 |

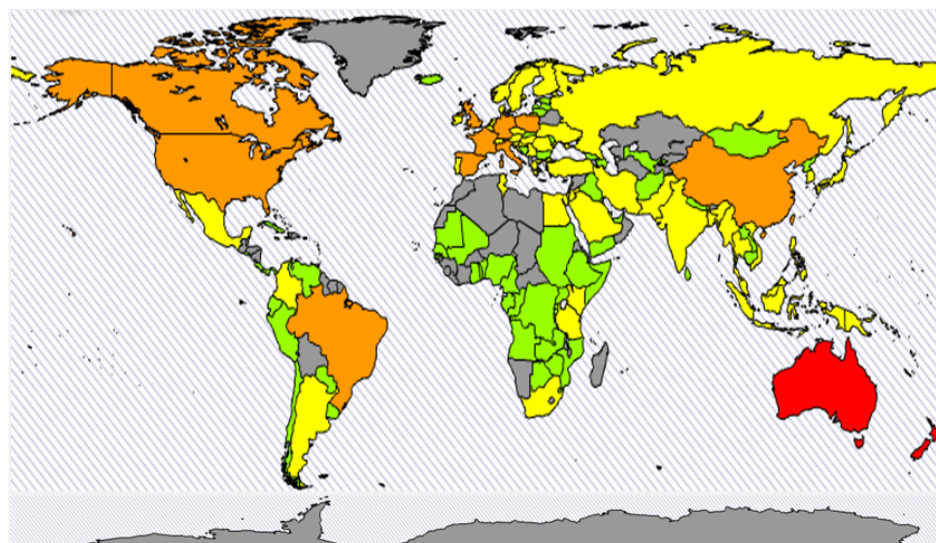
| | |
|--|----|
| Chile | 16 |
| Serbia and Montenegro | 15 |
| Tunisia | 14 |
| Colombia | 13 |
| Ukraine | 13 |
| Cambodia | 11 |
| Philippines | 11 |
| Kenya | 10 |
| Papua New Guinea | 10 |
| Tanzania, United Republic Of | 10 |
| Lebanon | 9 |
| Lithuania | 9 |
| Nigeria | 9 |
| Bulgaria | 8 |
| Cuba | 8 |
| Estonia | 8 |
| Korea, Democratic People's Republic Of | 8 |
| Peru | 8 |
| Bahrain | 7 |
| Georgia | 7 |
| Slovakia | 7 |
| Sri Lanka | 7 |
| Latvia | 6 |
| Nepal | 6 |
| Fiji | 5 |
| Solomon Islands | 5 |
| Somalia | 5 |
| United Arab Emirates | 5 |
| Ethiopia | 4 |
| Iraq | 4 |
| Sudan | 4 |
| Timor-Leste | 4 |
| Uganda | 4 |
| Vanuatu | 4 |
| Bosnia and Herzegovina | 3 |
| Congo | 3 |
| Congo, The Democratic Republic Of The | 3 |
| Costa Rica | 3 |
| El Salvador | 3 |
| Ghana | 3 |
| Iceland | 3 |
| Luxembourg | 3 |
| Mauritania | 3 |
| Moldova, Republic Of | 3 |
| Qatar | 3 |
| Uruguay | 3 |
| Afghanistan | 2 |
| Brunei Darussalam | 2 |
| Burundi | 2 |
| Comoros | 2 |
| Gabon | 2 |
| Lao People's Democratic Republic | 2 |
| Mozambique | 2 |
| Swaziland | 2 |

| | |
|--|--------------|
| Uzbekistan | 2 |
| Yemen | 2 |
| Zambia | 2 |
| Angola | 1 |
| Azerbaijan | 1 |
| Belarus | 1 |
| Benin | 1 |
| Botswana | 1 |
| Cameroon | 1 |
| Central African Republic | 1 |
| Chad | 1 |
| Ecuador | 1 |
| Equatorial Guinea | 1 |
| Gambia | 1 |
| Guyana | 1 |
| Jamaica | 1 |
| Kuwait | 1 |
| Mali | 1 |
| Mauritius | 1 |
| Monaco | 1 |
| Mongolia | 1 |
| Panama | 1 |
| Paraguay | 1 |
| Puerto Rico | 1 |
| Rwanda | 1 |
| San Marino | 1 |
| Sao Tome and Principe | 1 |
| Senegal | 1 |
| Togo | 1 |
| Tonga | 1 |
| Venezuela | 1 |
| Zimbabwe | 1 |
| Total No. of Recruitment Countries listed for all Registered Trials | 16246 |
| Total No. of Registered Trials | 13992 |

Note: One registered trial can list up to 50 Countries of Recruitment. Therefore, the total number of registered trials with a listed Country of Recruitment is different to the total number of registered trials.

Countries of recruitment of trials registered on the ANZCTR (to the end of May 2017)

- >1000 trials
(Australia, NZ)
- 100-999 trials (Brazil, UK, US, Egypt, Turkey, Italy, China, Spain, Canada, Germany, Poland, France, Province of China Taiwan)
- 10-99 trials
(46 countries*)
- <10 trials
(75 countries #)
- 0 trials



* (in descending order): Islamic Republic of Iran, Malaysia, Hong Kong, Singapore, India, Netherlands, Greece, Sweden, Belgium, Switzerland, Thailand, Republic of Korea, Czech Republic, Saudi Arabia, Israel, Pakistan, Finland, Mexico, Ireland, South Africa, Argentina, Norway, Austria, Romania, Denmark, Portugal, Russian Federation, Indonesia, Viet Nam, Hungary, Japan, Slovenia, Croatia, Jordan, Bangladesh, Myanmar, Chile, Serbia and Montenegro, Tunisia, Colombia, Ukraine, Cambodia, Philippines, Kenya, Papua New Guinea, United Republic of Tanzania

(in descending order): Lebanon, Lithuania, Nigeria, Bulgaria, Cuba, Estonia, Democratic People's Republic of Korea, Peru, Bahrain, Georgia, Slovakia, Sri Lanka, Latvia, Nepal, Fiji, Solomon Islands, Somalia, United Arab Emirates, Ethiopia, Iraq, Sudan, Timor-Leste, Uganda, Vanuatu, Bosnia and Herzegovina, Congo, The Democratic Republic of The Congo, Costa Rica, El Salvador, Ghana, Iceland, Luxembourg, Mauritania, Republic of Moldova, Qatar, Uruguay, Afghanistan, Brunei Darussalam, Burundi, Comoros, Gabon, Lao People's Democratic Republic, Mozambique, Swaziland, Uzbekistan, Yemen, Zambia, Angola, Azerbaijan, Belarus, Benin, Botswana, Cameroon, Central African Republic, Chad, Ecuador, Equatorial Guinea, Gambia, Guyana, Jamaica, Kuwait, Mali, Mauritius, Monaco, Mongolia, Panama, Paraguay, Puerto Rico, Rwanda, San Marino, Sao Tome and Principe, Senegal, Togo, Tonga, Venezuela, Zimbabwe